



SEAWARD

GMC-INSTRUMENTS GROUP

How do I pair my Rigel device via Bluetooth on Windows 10?

On the computer, select settings within the start menu and search for 'Bluetooth and other devices'. Select 'Add Bluetooth or other device'.

Image not found or type unknown


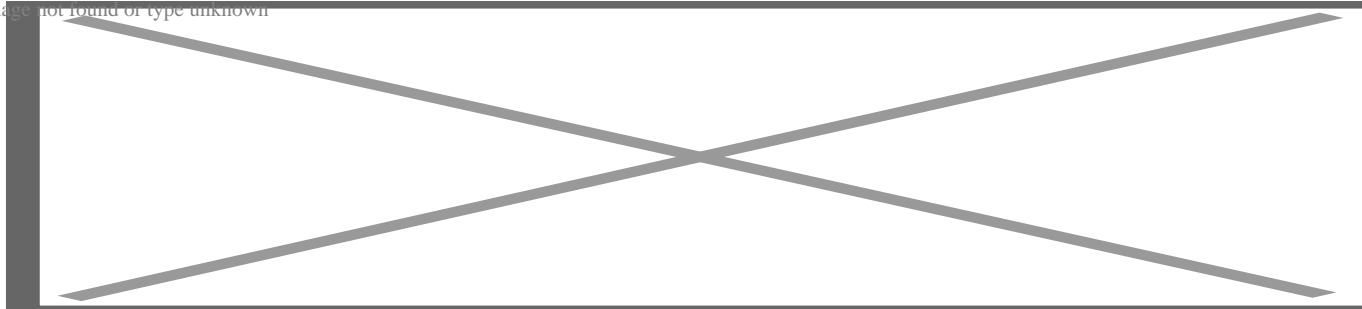


Image not found or type unknown



Next, add a BT device by selecting incoming devices.

Image not found or type unknown






Image not found or type unknown




Navigate to the device manager.

Image not found or type unknown




You will notice a BT com port and a serial com port

Image not found or type unknown




Open the serial com port by right clicking and selecting properties.

Image not found or type unknown



Correctly enter the port settings, as seen in the picture and then select advanced settings.

Image not found or type unknown



Make sure that the FIFO buffer's are not selected, and are switched off

Image not found or type unknown






Image not found or type unknown




Your BT port should now be linked with the serial to BT

Image not found or type unknown



You should now be able to download to Med-eBase or via DataTransfer.

Image not found or type unknown



If you require more help, please contact us at

<https://www.seaward.com/us/enquire/>

Registered office: Seaward Electronic Ltd, 15-18 Bracken Hill, South West Industrial Estate, Peterlee, SR8 2SW, United Kingdom.

Registered in England No: 01674384 | VAT REG: GB314 1089 92

rigelmedical.com

Registered office: Seaward Electronic Ltd, 15-18 Bracken Hill, South West Industrial Estate, Peterlee, SR8 2SW, United Kingdom.

Registered in England No: 01674384 | VAT REG: GB314 1089 92

rigelmedical.com